




Fitting a crossbar onto a freestanding frame




You will need: a side bar, the crossbar, the cross bar insert (this maybe in the end of the crossbar), the screw and an Allen Key




Slide the crossbar insert into the top of the side bar (it will not push into the gap, it must slide in from the top)




Push the crossbar over the insert




Line up the hole in the crossbar with the hole in the insert



Slide the crossbar into position so that it is flush with the top of the side bar



Push the screw into place



Using the Allen key tighten the screw until you feel resistance. (Do not over tighten)
(Repeat the sequence at the other end of the crossbar)